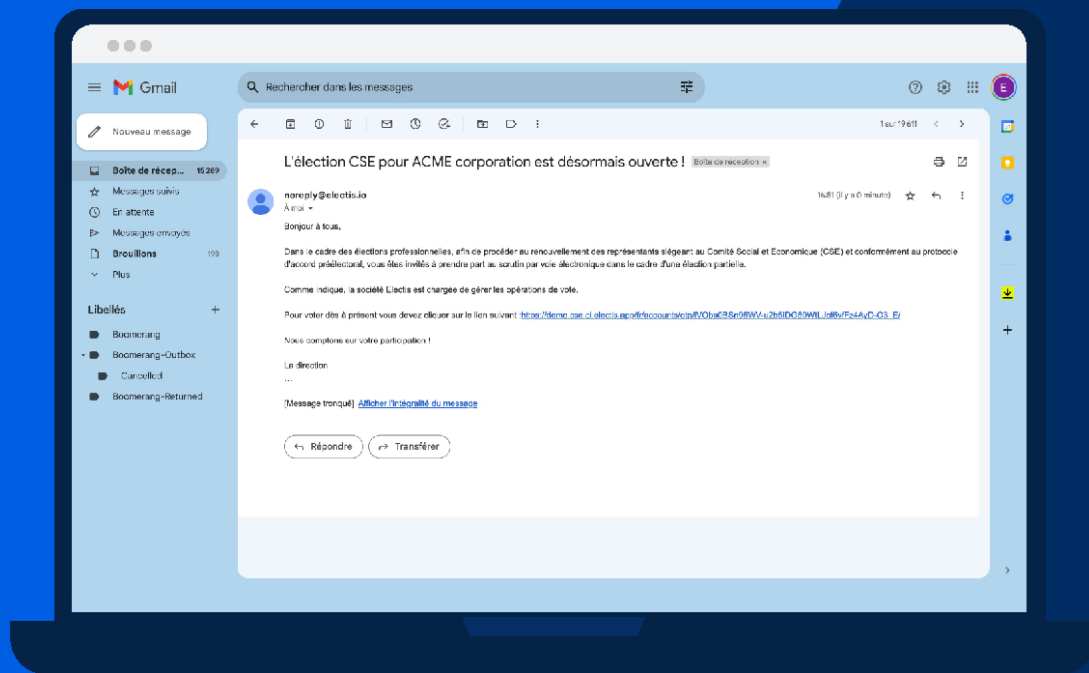




 Electis

Electis.app

**User
Guide**



1. Receipt of the opening vote email.

Click on the link* in the email to access the platform.

* This is a unique link, if you close your browser or the window after clicking it, the platform will ask you to provide your email address again to send you a new link.

Connexion réussie

CLIQUEZ ICI POUR CONTINUER

powered by **Electis**

[Politique de confidentialité](#)

[Mentions légales](#)

[Cookies](#)

[CGU](#)

[Helpdesk](#)

2. Logging in to the platform

If you have a valid link, you will arrive on this page. Then, click on the button located in the center of the screen to proceed (“Cliquez ici pour continuer”).

Liste des élections

ÉLECTION OUVRIÈRE

Election CSE ACME corporation - 2nd tour titulaires du collèges ouvriers et employés

ÉLECTION OUVRIÈRE

Election CSE ACME corporation - 2nd tour suppléants du collège ouvriers et employés

powered by **Electis**

[Politique de confidentialité](#) [Mentions légales](#) [Cookies](#) [CGU](#) [Helpdesk](#)

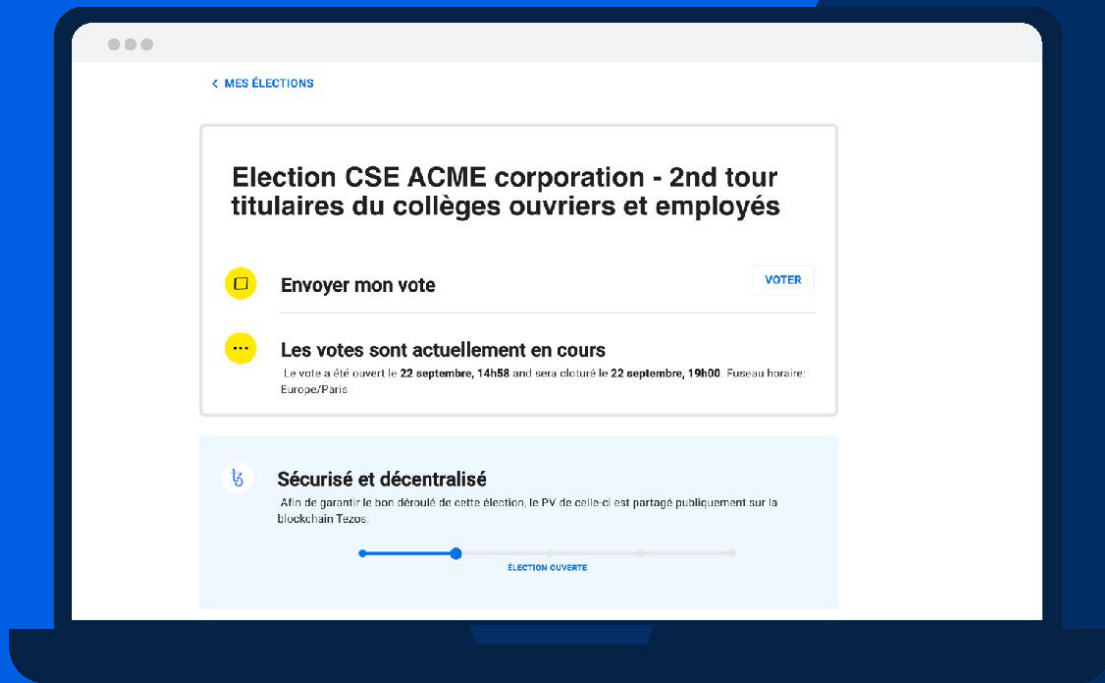
3. Election list

This is where you will see the various elections for which you need to vote.

Click on one of them to start voting.

4. Voting page

You are now in the virtual voting booth, click on “VOTER” to start the voting process.



< RETOUR

**Election CSE ACME corporation - 2nd tour
titulaires du collèges ouvriers et
employés**

- ☐ Candidat libre n°1
- ☐ Candidat libre n°2
- ☐ Candidat libre n°3
- ☐ Voter blanc

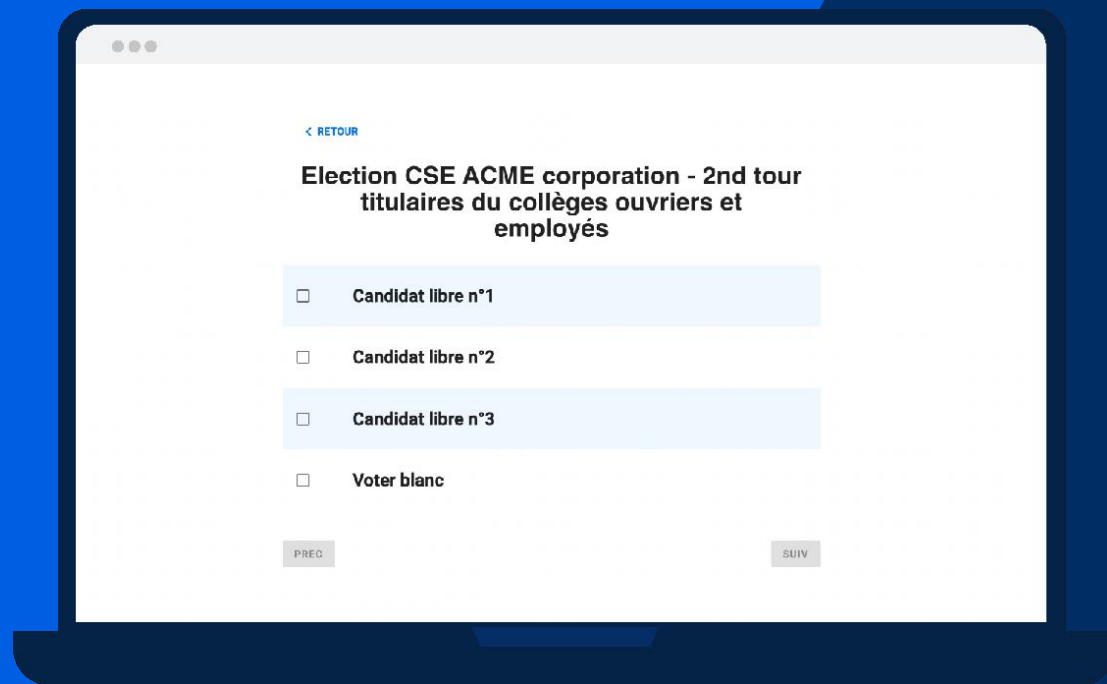
PREC SUIV

5. List of candidates (free)

**You must now choose
between casting a blank
vote or voting for a free
candidate.**

* Regarding the list of candidates,
please refer to the list provided by
the HR team.

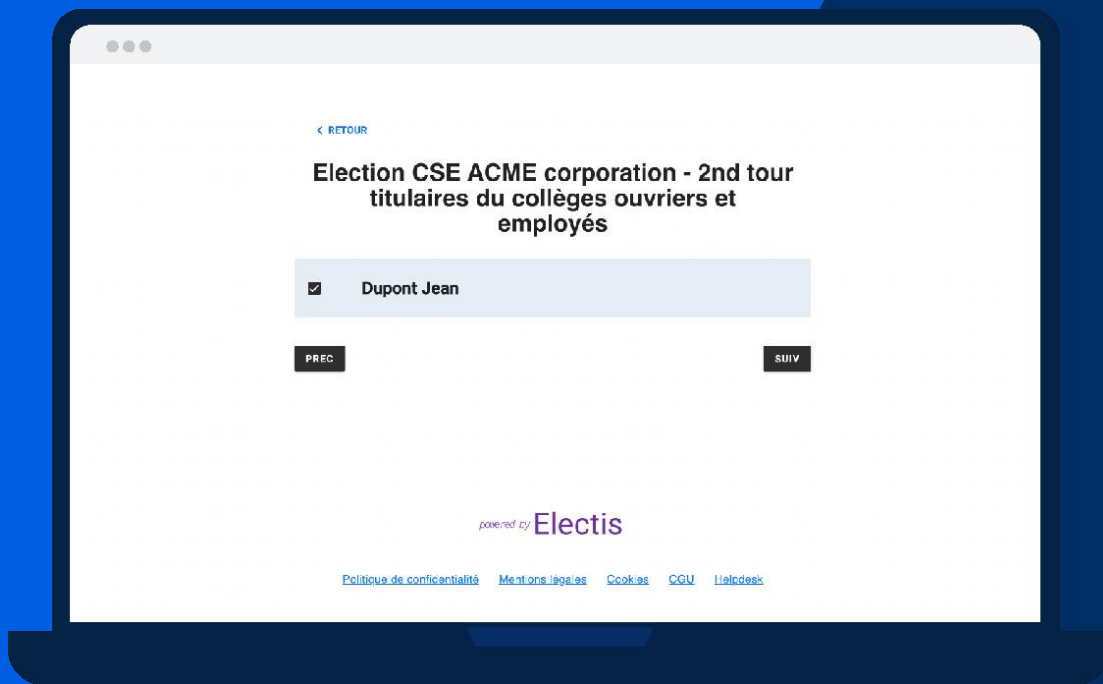
In the example, the list are named
Free Candidate 1, Free Candidate 2,
Free Candidate 3



6. The vote

On this page, you should select the relevant list (the candidate will appear afterward) and the click on “SUIV” (next)

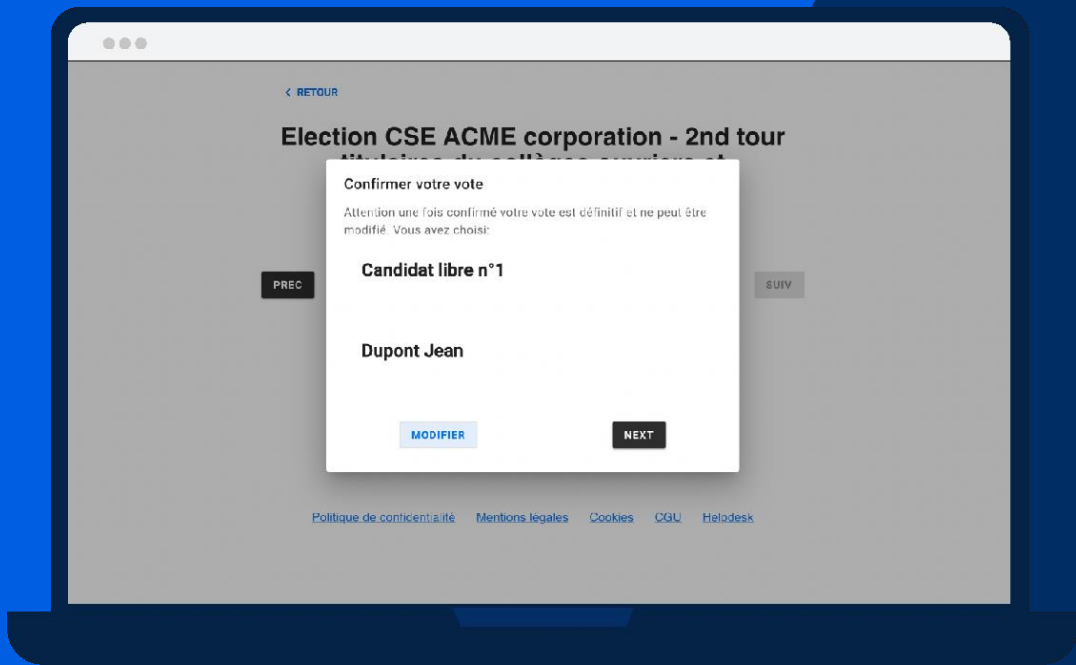
* By default, no candidate is selected.



7. The vote

On this page, you can select the candidate and press « SUIV » (Next) or alternatively, go back by pressing « PREC » (previous)

* By default, no candidate is selected.



8. Confirmation of the vote

Here, your virtual ballot appears. You will see the list and the candidate's first and last name. At this point, you can still your cote by clicking "MODIFIER" or clicking "SUIV" (next) you will confirm your vote.

9. The final step to confirm your vote

Now, the ballot is in your hand above the urn. Enter your secret code (last 4 digits of your social security number) and click on “**ENVOYER MON BULLETIN**” to vote.



Here, framed in blue, is an example of the last 4 digits (including the key) from a social security card.

[< RETOUR](#)

Votre code est secret, seul vous en avez connaissance. Il s'agit du code défini dans la notice d'utilisation qui vous a été envoyé et qui correspond au 4 derniers chiffres de votre numéro de sécurité social (présent sur le recto de votre carte vitale)

ENVOYER MON BULLETIN

Comment ça marche

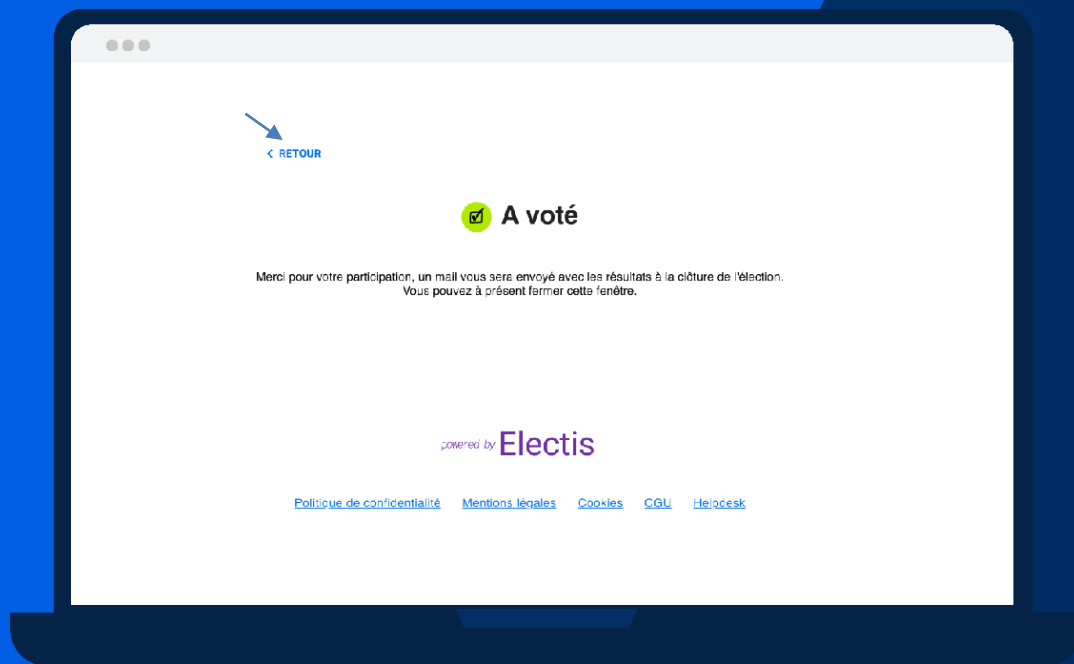
Les informations techniques ci-dessous garantissent que votre vote a bien été pris en compte et vous permettront si vous le souhaitez de vérifier le bon déroulement de l'élection.

NOM DE L'ÉLECTION: Élection CSP ADVA corporation - 2nd tour titulaires de collages ouvriers et employés

IDENTIFIANT DE L'ÉLECTION: d'b4bd2/-34cb-42bd-0d2b-84dbcf4e22ba

IDENTIFIANT DU BULLETIN: 78c20206-53b0-4fbc-abbe-ed7219ca90bd

HASH DU BULLETIN: b9aa8eb0c12782bd494fe292eb04d0ffa1b63599

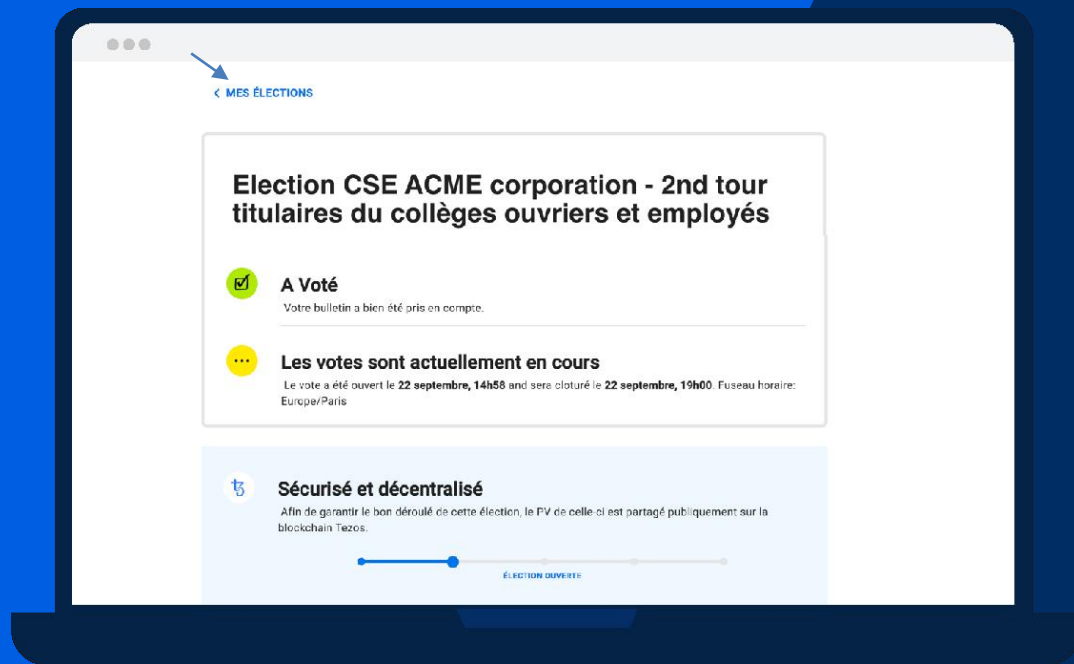


10. Voted

At this moment, your ballot has been deposited into the electronic urn and cannot be changed.

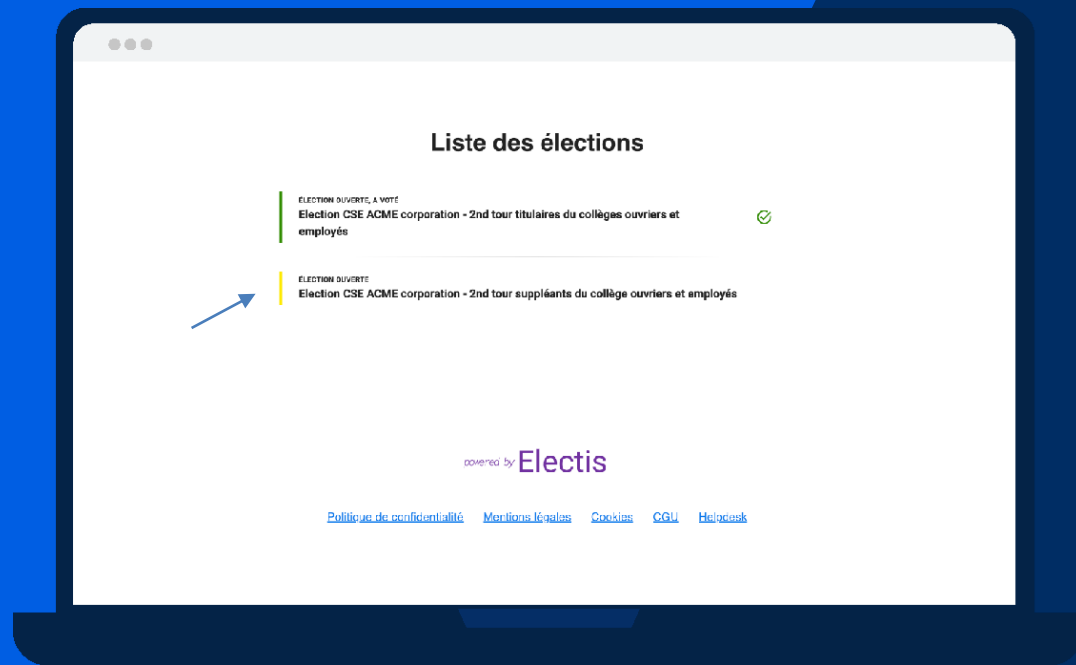
Click on “RETOUR” to return to the voting page in order to vote for the substitute candidate.

PS : You can also follow the link in your email inbox.



11. Voting homepage

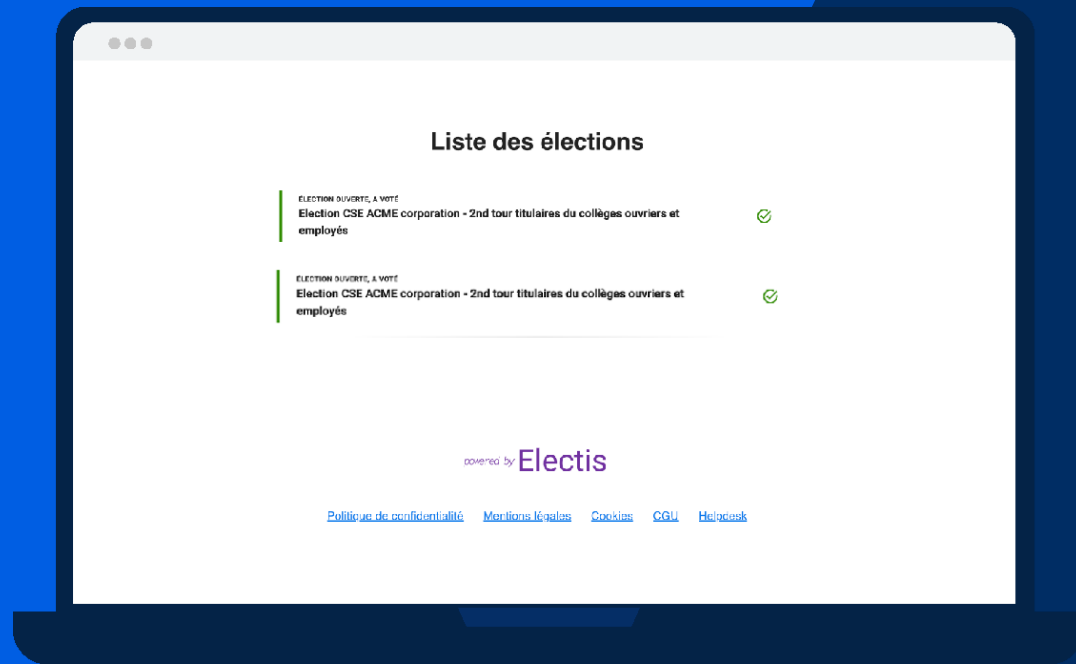
**Click on « MES ELECTIONS »
to view your ongoing
elections.**



12. List of elections

You will notice that the election for wich you have just voted has turned green.

Click on the yellow ballot to begin your vote or follow the link in your inbox.



13. The end

Once these steps are completed and both elections have turned green, the process is complete.

You can close your internet browser tab.

And thank you for you participation !

Contact us



www.electis.com

lily@electis.com

+33 661419988